



**Roca**

**Statuary**

# Statuary

Statuary, the spirit of marble. A contemporary take on natural Italian marble setting new standards in styles and trends whilst conserving all its prestige and quality. A faithful ceramic adaptation of the marble par excellence. The same texture, the same aesthetic effect, but with more design input and enhanced functionality.



Statuary Unpolished

## Glazed & Polished Porcelain

◇ □ 35"x35" R - 24"x48" R - 24"x24" R - 12"x24" R - 8"x9" Hex



Statuary 35"x35" R PO










Statuary Polished 12"x24" R PO




Statuary 12"x24" UP

# Statuary

Glazed & Polished Porcelain

7-8.5 mm |        35"x35" R 24"x48" R 24"x24" R 12"x24" R 12"x24" 3"x12"  
90x90 cm 60x120 cm 60x60 cm 30x60 cm 30x60 cm 15x45 cm



## Statuary Unpolished




35"x35" R UP



24"x48" R



24"x24" R



12"x24" R



12"x24"



13"x13" Mosaic



13"x13"




8"x9" Hexagon




3"x12" Bullnose



3"x13" Bullnose



## Statuary Polished



35"x35" R PO



24"x48" R



24"x24" R



12"x24" R

# Statuary Wall

Statuary, the spirit of marble. A contemporary take on natural Italian marble, setting new standards in styles and trends whilst conserving all its prestige and quality. A faithful ceramic adaptation of marble with the same aesthetic effect, adding more design and enhanced functionality.



Statuary 12"x24" UP

## Ceramic Wall

9.5"x13" - 6"x18" - 4"x10" - 3"x6"

## Gres Stoneware

8"x9" Hexagon

# Statuary

Ceramic Wall & Gres Stoneware




9.5"x13" 20x22 cm | 6"x18" 15x45 cm | 4"x10" 11x25 cm | 3"x6" 7.5x15 cm | 8"x9" Hexagon 20x22 cm | 3"x12" 15x45 cm



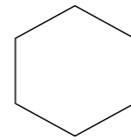
## Statuary



4"x10" Matte



3"x6" Matte



8"x9" Hexagon



3"x12" Wall



3"x12" Bullnose



3"x10" Bullnose




3"x6" Bullnose



## Statuary



6"x18" Bright



4"x10" Bright



4"x10" Bright Beveled



3"x6" Bright



3"x6" Bright Beveled



6"x18" Bullnose



3"x10" Bullnose



3"x9.5" Bullnose



3"x6" Bullnose

# Statuary

Glazed & Polished Porcelain

## Technical Specifications

CHARACTERISTICS	STANDARD	DECLARED ASTM	
		Polished	Unpolished
Water Absorption	C373	<=0.5%	<=0.5%
Break Strength	C648	Min. 335	Min. 335
Scratch Hardness	MOH's Scale	3	5
Chemical Resistance	C650	Unaffected	Unaffected
Frost Resistance	C1026	Resistant	Resistant
Group	See FAQ's	4	4
Deep Abrasion - Unglazed Tiles	C1243	Pass	Pass
PEI- Glazed Tiles***	C1027	4	4
Minimum Bond Strength (PSI)	C482	165	165
Dynamic Coefficient of Friction (DCOF)	A137.1	<0.42	>=0.42
Shade and Texture Rating	CTDA "V"	V3	V3
Facial Dimensions	C499	Pass	Pass
Range of Thickness	C499	Pass	Pass
Warping	C485	Pass	Pass
Wedging	C502	Pass	Pass

## Packaging Info

Size	SF per carton	PC per carton	BX per pallet
13"x13"	18.73	16	40
12"x24" PO	18.94	10	32
12"x24" UP	20.35	10	36
12"x24" R UP	19.38	10	36
24"x24" R PO	19.05	5	30
24"x24" R UP	15.50	4	36
24"x48" R	22.96	3	28
35"x35" R	25.87	3	18
8"x9" Hexagon	10.36	28	60
13"x13" Mosaic	13.15	11	54
3"x12" Bullnose	5.89	24	120
3"x13" Bullnose	6.48	24	120
3"x12" Field	12.64	50	84

# Statuary

Ceramic Wall & Gres Stoneware

## Technical Specifications

CHARACTERISTICS	STANDARD	DECLARED ASTM
Water Absorption	C373	>10%
Break Strength	C648	Meets or Exceeds
Scratch Hardness	MOH's Scale	N/A
Chemical Resistance	C650	Unaffected
Shade and Texture Rating	CTDA "V"	V2
Warping	C485	Pass
Wedging	C502	Pass

## Packaging Info

Size	SF per carton	PC per carton	BX per pallet
3"x6" Bright	10.00	80	72
3x6" Beveled	10.00	80	60
3"x6" Matte	10.00	80	72
4"x10"	11.25	38	78
3"x6" Bullnose	5.00	40	180
3"x9.5" Bullnose	6.98	36	128
3"x10" Bullnose	7.29	36	99
6"x18" Wall	11.95	16	55
6"x18" Bullnose	11.95	16	65
3"x12" Field	12.64	50	84

# Porcelain Mosaics - Cut



## Characteristics:

- Precisely cut from larger tiles, often rectified.
- Sharper edges and cleaner lines.
- Tighter grout joints possible.



## Considerations:

- **Higher Precision:** Better for modern, seamless looks.
- **Edge Sharpness:** Can be more prone to chipping during handling.
- **Cost:** Often more expensive due to manufacturing precision.



## Installation Tips:

- Flat substrate is essential to maintain tight grout lines.
- Use unsanded grout for narrow joints.
- Clean excess grout quickly to prevent staining sharp edges.