



Roca

Calacata Gold

Calacata Gold

The Calacata Gold generates unique atmospheres and bright spaces offering a balance between the matte and polished finishes. Also adding warmth through its gold veining, making way for versatile combinations of elements.



Calacata Gold 24"x48" UP, 12"x24" R PO, 6"x18" Wall & 13"x13" Mosaic.

Matte & Polished Porcelain + Ceramic Wall


- ◇ 24"x48 R PO - 24"x48 R UP - 12"x24" R PO - 12"x24" UP - 6"x18" Wall

Calacata Gold

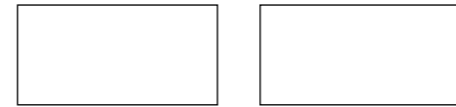
Matte & Polished Porcelain



24"x48" R 60x120 cm 12"x24" R 30x60 cm 12"x24" 31x61 cm 6"x18" 15x45 cm



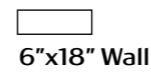
Gold



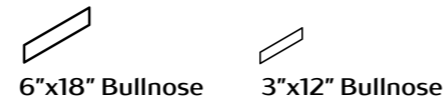
24"x48" R PO 24"x48" R UP




12"x24" R PO 12"x24" UP



6"x18" Wall



6"x18" Bullnose 3"x12" Bullnose



13"x13" Mosaic

Technical Specifications - Wall

| CHARACTERISTICS | STANDARD | DECLARED ASTM |
|--------------------------|-------------|------------------|
| Water Absorption | C373 | >10% |
| Break Strength | C648 | Meets or Exceeds |
| Scratch Hardness | MOH's Scale | N/A |
| Chemical Resistance | C650 | Unaffected |
| Shade and Texture Rating | CTDA "V" | V3 |
| Warpage | C485 | Pass |
| Wedging | C502 | Pass |

Technical Specifications - Floor

| CHARACTERISTICS | STANDARD | DECLARED ASTM | |
|----------------------------------------|-------------|---------------|------------|
| | | Matte | Polished |
| Water Absorption | C373 | <=0.5% | <=0.5% |
| Break Strength | C648 | Min. 335 | Min. 335 |
| Scratch Hardness | MOH's Scale | 5 | 3 |
| Chemical Resistance | C650 | Unaffected | Unaffected |
| Frost Resistance | C1026 | Resistant | Resistant |
| Group | See FAQ's | 4 | 3 |
| Deep Abrasion - Unglazed Tiles | C1043 | Pass | Pass |
| PEI- Glazed Tiles*** | C1027 | 4 | 3 |
| Minimum Bond Strength (PSI) | C482 | 165 | 165 |
| Dynamic Coefficient of Friction (DCOF) | A137.1 | >=0.42 | <=0.40 |
| Shade and Texture Rating | CTDA "V" | V3 | V3 |
| Facial Dimensions | C499 | Pass | Pass |
| Range of Thickness | C499 | Pass | Pass |
| Warpage | C485 | Pass | Pass |
| Wedging | C502 | Pass | Pass |

Packaging Info

| Size | SF per carton | PC per carton | BX per pallet |
|-----------------|---------------|---------------|---------------|
| 12"x24" R PO | 18.84 | 10 | 32 |
| 12"x24" UP | 20.34 | 10 | 32 |
| 24"x48" R | 22.93 | 3 | 27 |
| 13"x13" Mosaic | 13.13 | 11 | 36 |
| 3"x12" Bullnose | 5.92 | 24 | 96 |
| 6"x18" Wall | 11.95 | 16 | 55 |
| 6"x18" Bullnose | 11.95 | 16 | 65 |

Porcelain Mosaics - Cut



Characteristics:

- Precisely cut from larger tiles, often rectified.
- Sharper edges and cleaner lines.
- Tighter grout joints possible.



Considerations:

- **Higher Precision:** Better for modern, seamless looks.
- **Edge Sharpness:** Can be more prone to chipping during handling.
- **Cost:** Often more expensive due to manufacturing precision.



Installation Tips:

- Flat substrate is essential to maintain tight grout lines.
- Use unsanded grout for narrow joints.
- Clean excess grout quickly to prevent staining sharp edges.