



EVO LUX®
LUXURY EVOLVING

Fume



Fume

Fume offers a bold and dramatic wood-inspired look, its deep tones providing a strong and sophisticated foundation for a variety of decor styles.

Fume Honey 7"x48"

SPC Rigid Core Click Floating - 12mil - Wood Embossed



IXPE Pad Attached

7"x48"



Fume Cotton 7"x48"



Fume Canela 7"x48"



Fume Tabacco 7"x48"

Fume

SPC Rigid Core Click Floating

4.5 mm




IXPE Pad Attached

7"x48" 12 mil - Wood Embossed
18x122 cm



Cotton



7"x48"
EVFUME1L4




Silk



7"x48"
EVFUMELO3



Honey



7"x48"
EVFUMELO4

*Coordinating Trims Available
T-mold, reducer, stairnosing.



LVT

Fume Maple 7"x48"



Maple



7"x48"
EVFUMELO7




Canela



7"x48"
EVFUME3L5



Tabacco



7"x48"
EVFUME623

Fume

SPC Rigid Core Click Floating

Technical Specifications

	Standard	Result
Thickness		4.5mm
Size		7"x48"
Material		SPC
Wear Layer		12 mil
Surface Treatment		Nano Silver Coating
Surface Texture		Wood Emboss
Padding		1mm IXPE
Warranty	Commercial / Residential	10 year Commercial / Limited Lifetime Residential
Installation		Unilin Click
Beveled Edge		No
Smoke Density	ASTM E662-06	Pass <450
Slip resistance	ASTM C1028	Pass
Staining resistance	ASTM F925	Pass
Light Resistance	ASTM F1515	Pass
Abrasion resistance	ASTM D4060	Pass
Dimensional stability	ASTM F2199	Pass
Acoustic impact noise reduction IIC	ASTM E492-09	IIC = 62 dB concrete slab 6" drop ceiling
Calculated Sound Transmission STC	ASTM E413-16	STC = 68 db
Static load	ASTM F970-17	Pass
Indentation	ASTM F1914	Pass
Phthalate free		Yes



Packaging Information

Size	SF per carton	PC per carton	BX per pallet
7"x48"	28.68	12	60