




Roca

Flow

Flow

Ceramic Wall


7.3 mm |    | 3"x12"
7.7x30.5 cm



Night Fall




3"x12"
FOV05P1151



Ocean Storm




3"x12"
FOV041P151



Spirit Blue




3"x12"
FOV011PBL1



Neo Mint




3"x12"
FOV011P211



Purple Dusk




3"x12"
FOV011PPU1



Lilac Sand




3"x12"
FOV011P811



Loganberry




3"x12"
FOV011PRJ1



Mist Gray




3"x12"
FOV021P021



Vivid Orange



3"x12"
FOV021POR1



Solar Orange



3"x12"
FOV011SOR1

Flow

Ceramic Wall

Technical Specifications

CHARACTERISTICS	STANDARD	DECLARED ASTM
Water Absorption	ISO-10545/3	$\geq 0.10\%$
Break Strength	ISO-10545/4	135
Scratch Hardness	EN-101	N/A
Chemical Resistance	ISO-10545/13	Unaffected
Shade and Texture Rating	CTDA	V3
Warping	ISO-10545/2	Pass
Wedging	ISO-10545/2	Pass

Packaging Info

Size	SF per carton	PC per carton
3"x12"	12.64	50